

## FY 2013-14 ACCOMPLISHMENTS

- Implemented an all-electronic record for criminal and traffic cases
- Launched an award-winning new public website
- Made website functionality mobile friendly
- Expanded the self-help website to include an “Ask a Question” feature to facilitate access to procedural information
- Made process for requesting court reporter transcript available online
- Created a self-help interview triage portal for small claims cases
- Implemented online reserve a civil motion date functionality
- Expanded the Homeless Outreach Court to a site in the northern part of the County
- Provided additional supportive services to veterans who are subject to family law restraining orders
- Partnered with Legal Aid Society of Orange County to conduct elder abuse temporary restraining order clinics
- Expanded “e-citations” project, whereby law enforcement agencies file infraction citations electronically rather than in paper
- Began the transition to a new case management system for family law and juvenile cases

For questions regarding the Court’s budget or information contained in this report, please contact Kristine Swensson, Financial Planning Officer, at (657) 622-7736.

October 24, 2014

Dear Orange County Residents,

I am pleased to present to you the Fiscal Year (FY) 2014-15 Approved Budget for the Superior Court of California, County of Orange.

FY 2014-15 represents the second consecutive year of minimal funding restoration for the California Judicial Branch (Branch) with the Governor providing an additional \$129.1 million in funding; however, it still falls short of the over \$600 million needed statewide to achieve full reinvestment in the Branch.

The Court is also facing further local funding reductions due to the implementation of the Judicial Council’s Workload-Based Allocation and Funding Methodology (WAFM). FY 2014-15 marks the second year of a phased-in approach to implementing WAFM. For Orange County, this translates to a net loss of roughly \$3.2 million in historical base funding and \$4.2 million less in new money (since FY 2013-14). This loss in funding, coupled with receiving only 67% of the funding needed to cover benefit cost increases and an additional reduction of \$1.8 million to cover an anticipated revenue shortfall in the Trial Court Trust Fund (the source of the base allocation), results in the Court using the remainder of its reserves to balance the FY 2014-15 Budget.

The approved budget for the Court includes revenues of \$194.5 million and expenses of \$202.9 million, resulting in the need to exhaust \$8.4 million in reserves to balance the budget. Furthermore, the Court is anticipating that it will need to implement additional expenditure reductions to balance the FY 2015-16 budget.

The Court will continue to voice its financial and justice service needs to seek ongoing solutions to these challenging issues.

Sincerely,

Darren Dang  
Chief Financial and Administrative Officer

## Superior Court of California County of Orange

### Fiscal Year 2014-15 BUDGET AT A GLANCE



Presiding Judge

**Hon. Glenda Sanders**

Assistant Presiding Judge

**Hon. Charles Margines**

Chief Executive Officer

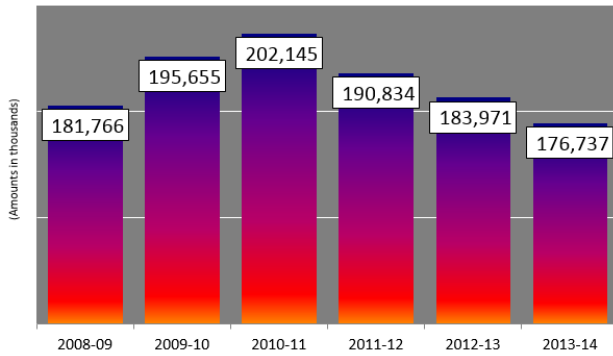
**Alan Carlson**

# REVENUE COLLECTED THROUGH THE COURT

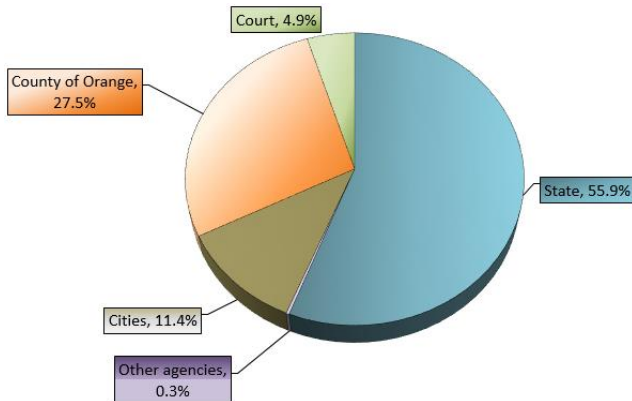
The Court collects various fines and fees from sources such as traffic citations and filing fees. These fines and fees are then distributed according to applicable legislation. Less than five percent is kept by the Court.

The following charts illustrate the total fines and fees collected during the last six fiscal years and the distribution of those revenues.

## TOTAL REVENUE FROM FINES AND FEES

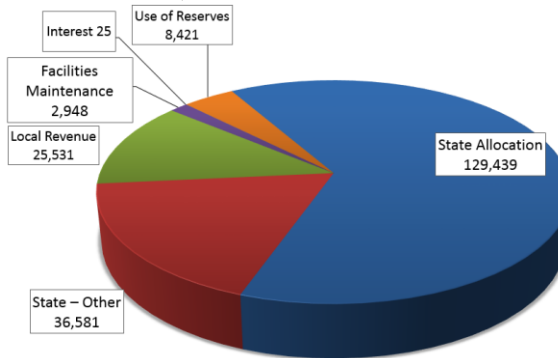


## DISTRIBUTION OF FINES AND FEES



# SOURCES OF REVENUE TO PAY FOR COURT OPERATIONS

## FY 2014-15 REVENUE SOURCES

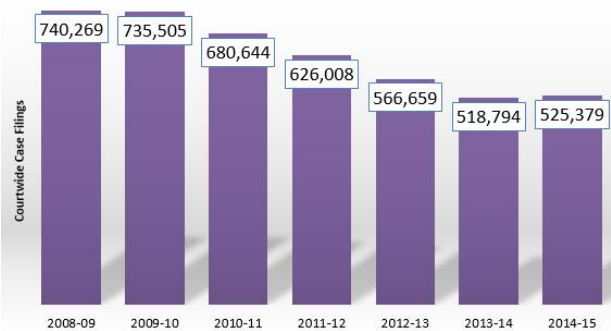


(amounts in thousands)

## REVENUE TREND

	(amounts in thousands)		
	2012-13 Actual	2013-14 Actual	2014-15 BUDGET
State Allocation	116,614	129,823	129,439
State - Other	34,348	33,825	36,581
Local Revenue	21,361	19,069	25,531
Facilities Maintenance	1,537	3,232	2,948
Interest	69	121	25
<b>TOTAL REVENUE</b>	<b>173,929</b>	<b>186,070</b>	<b>194,523</b>
Use of Reserves	20,394	23,542	8,421
<b>TOTAL FINANCING</b>	<b>194,323</b>	<b>209,612</b>	<b>202,944</b>


## CASE FILINGS



FY 2014-15 filings are an estimate.

# HOW THE COURT SPENDS THE ALLOCATED FUNDS

## FY 2014-15 BUDGETED EXPENSES

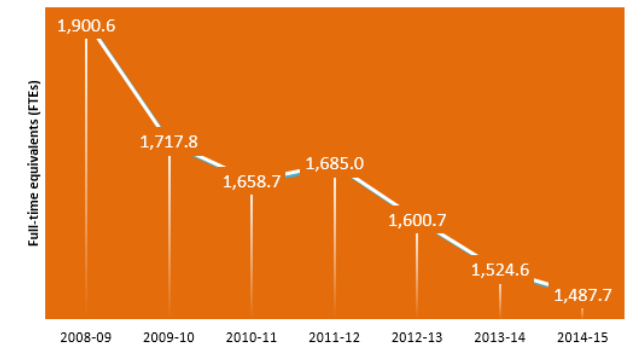


## EXPENDITURE TREND

	(amounts in thousands)		
	2012-13 Actual	2013-14 Actual	2014-15 BUDGET
Salaries and Benefits	157,832	157,525	158,760
Services and Supplies	26,103	32,709	27,923
Security	971	1,082	1,111
Technology	6,709	9,307	7,781
CMS Replacement*	872	5,713	4,294
Facilities Maintenance*	1,836	3,276	3,075
<b>TOTAL EXPENDITURES</b>	<b>194,323</b>	<b>209,612</b>	<b>202,944</b>

\*CMS Replacement and Facilities Maintenance include S&EB. These amounts are not included in the total S&EB figures.

## BUDGETED STAFFING



FTEs do not include superior court judges. In FY 2014-15, there are 124.